

# VILLAGE OF RHINEBECK SOLID WASTE PROGRAM

UPDATED 03-26-2008

**\*\*RECYCLING, NEWSPAPER & CARDBOARD WILL ONLY BE PICKED UP FOR PEOPLE WHO DISPOSE OF THEIR GARBAGE BY PURCHASING THE VILLAGE BLUE BAGS.\*\***

Dutchess County Resource Recovery Agency has warned the Village of Rhinebeck that fines will be issued to municipalites that deposit items that are not recyclable. Therefore, collection rules must be strictly enforced:

- All garbage picked up by the Village must be in blue plastic bags stamped "VILLAGE OF RHINEBECK", and all recycling in the black or clue recycling buckets with any overflow items in another reusable container put next to the Village bucket.
- All areas of the Village, blue bags and recycling will be picked up on Tuesdays (Wednesday if Tuesday is a holiday).
- Please rinse and clean all garbage containers, recycling buckets and recycling items.
- **PLEASE Have all garbage and recycling out to the curb by 7:00 AM**

**SALE OF BAGS AND BUCKETS : AT THE VILLAGE HALL, 76 EAST MARKET STREET 876-7015**

Monday through Friday except holidays 9:00 AM TO 4:00 PM  
 Large bags 30 Gallon 2/\$12.00                      Small bags 15 Gallon 2 / \$6.00

**ORDERING BAGS BY MAIL** : Please send checks payable to the "VILLAGE OF RHINEBECK"  
 6 Large bags \$40.00                                      6 small bags \$22.00

## Plastic



<p><b>DO RECYCLE</b></p> <ul style="list-style-type: none"> <li>• Bottles only! Bottles must have one of these symbols on the bottom: a triangle with either a number 1 or 2 in it.</li> <li>• To prepare: Rinse bottles, discard tops and caps. No need to remove labels. Flatten if possible.</li> </ul>	<p><b>DO NOT RECYCLE</b></p> <ul style="list-style-type: none"> <li>• Any plastic container other than a bottle, regardless of symbol on bottom (including margarine, yogurt, whipped topping and "baby wipes" tubs)</li> <li>• Any plastic bottle with no symbol or with any symbol other than the triangle with the number 1 or 2 in it</li> <li>• Plastic grocery bags</li> <li>• Frozen food or meat trays</li> <li>• Six-pack holder and rings (which should be cut into pieced when disposing of regardless)</li> <li>• All polystyrene (Styrofoam)</li> </ul>
------------------------------------------------------------------------------------------------------------------------------------------------------------------------------------------------------------------------------------------------------------------------------------------------------------	----------------------------------------------------------------------------------------------------------------------------------------------------------------------------------------------------------------------------------------------------------------------------------------------------------------------------------------------------------------------------------------------------------------------------------------------------------------------------------------------------------------------------------------------------------------------

## Metal




<p><b>DO RECYCLE</b></p> <ul style="list-style-type: none"> <li>• All food cans and lids</li> <li>• Drink cans</li> <li>• To prepare: Wash food cans, aluminum foil and baking tins to remove food</li> </ul>	<p><b>DO NOT RECYCLE</b></p> <ul style="list-style-type: none"> <li>• Paint cans (including spray paint cans)</li> <li>• Scrap metal- take to scrap metal</li> </ul>
---------------------------------------------------------------------------------------------------------------------------------------------------------------------------------------------------------------	----------------------------------------------------------------------------------------------------------------------------------------------------------------------

# VILLAGE OF RHINEBECK SOLID WASTE PROGRAM

UPDATED 03-26-2008

	particles. Remove caps from aerosol cans. No need to remove labels.		<ul style="list-style-type: none"> <li>Scrap metal- take to scrap metal dealers</li> <li>Coat hangers</li> </ul>
--	------------------------------------------------------------------------	--	------------------------------------------------------------------------------------------------------------------


## Glass

	<p><b>DO RECYCLE</b></p> <ul style="list-style-type: none"> <li>All clear and colored glass food and beverage bottles</li> <li>To prepare: Rinse bottles; discard caps. No need to remove labels</li> </ul>		<p><b>DO NOT RECYCLE</b></p> <ul style="list-style-type: none"> <li>Light bulbs</li> <li>Pottery</li> <li>Dishes and drinking glasses</li> <li>Cookware</li> <li>Window glass</li> <li>Mirrors</li> <li>Auto glass</li> <li>Broken glass</li> </ul>
-----------------------------------------------------------------------------------	-------------------------------------------------------------------------------------------------------------------------------------------------------------------------------------------------------------	--	-----------------------------------------------------------------------------------------------------------------------------------------------------------------------------------------------------------------------------------------------------


**Special pick ups for Village Customers who purchase blue garbage bags.**

**\*\*This is not offered in the Village Center Business District.**

## ***FIRST WEDNESDAY OF THE MONTH*** : Paper

	<p><b>DO RECYCLE</b></p> <ul style="list-style-type: none"> <li>Newspapers</li> <li>Telephone Directories</li> <li>Home office paper</li> <li>Glossy magazines and catalogs</li> <li>Phone books, junk mail, envelopes</li> <li>Brown paper grocery and lunch bags</li> <li>To Prepare: Place in brown paper grocery bag (not plastic)</li> </ul>		<p><b>DO NOT RECYCLE</b></p> <ul style="list-style-type: none"> <li>Paper plates</li> <li>Paper towels</li> <li>Paper soiled by food</li> <li>Plastic bags</li> </ul>
-------------------------------------------------------------------------------------	---------------------------------------------------------------------------------------------------------------------------------------------------------------------------------------------------------------------------------------------------------------------------------------------------------------------------------------------------	--	-----------------------------------------------------------------------------------------------------------------------------------------------------------------------

## ***THIRD WEDNESDAY OF THE MONTH*** : Cardboard

	<p><b>DO RECYCLE</b></p> <ul style="list-style-type: none"> <li>Corrugated cardboard (grooved cardboard commonly used for packing boxes)</li> <li>To Prepare: Flatten into pieces no larger than 3 feet, or placed in one box or tied with string for recycling.</li> <li>Pizza boxes</li> <li>Paperboard (cereal and other food boxes, tissue boxes, gift boxes, paper towel rolls, mailing tubes)</li> <li>Egg cartons- cardboard</li> </ul>		<p><b>DO NOT RECYCLE</b></p> <ul style="list-style-type: none"> <li>Corrugated coated with wax or plastic</li> <li>Egg cartons- Styrofoam</li> </ul>
-------------------------------------------------------------------------------------	------------------------------------------------------------------------------------------------------------------------------------------------------------------------------------------------------------------------------------------------------------------------------------------------------------------------------------------------------------------------------------------------------------------------------------------------	--	------------------------------------------------------------------------------------------------------------------------------------------------------

# VILLAGE OF RHINEBECK SOLID WASTE

## PROGRAM

UPDATED 03-26-2008

### **Recycling Reminders:**

- The Blue Recycling container is for glass, metal and plastic
- Do **NOT** use plastic bags for recycling
- For curbside pick-up of loose paper goods; mix together in a reusable plastic basket or place in a cardboard shipping box or in a brown paper grocery bag.
- Corrugated cardboard shipping boxes are to be flattened and placed in one box or tied with string for recycling

### **COMPOSTING**

All garbage not separated for recycling is incinerated in the county's waste to energy plant located in Poughkeepsie. Besides burning poorly and being a loss of a resource, soft yard material tends to be very wet, which makes it both heavy and costly to transport. The Village of Rhinebeck can no longer collect any sort of yard debris found to be in any type of bag-be it plastic or paper bags.

Brush will be picked up 2 times per month. Leaves will be picked up as previous in the fall.

**LIMITED AMOUNTS OF BUNDLED AND TIED BRUSH OR TREE PRUNINGS**, up to 3 inches in diameter and no more than 4 feet in length are collected curbside.

### **DISPOSAL OF HOUSEHOLD PAINT- Preparation is Important!**

Think of the potential mess a can of liquid paint can cause to the road, a truck or sanitation crew if it spills or splatters. Both oil-based paint and water-based or latex paint may be legally and safely disposed of in your garbage by following the simple instructions below:

#### **HOW TO PREPARE A CAN OF PAINT FOR DISPOSAL IN THE GARBAGE**

Harden the paint by mixing it with kitty litter or another absorbent pellet materials (such as Speedy-Dri) until no liquid remains. The more absorbent material added, the faster the paint will harden. To make more room for the absorbent material, full or partially full cans of paint should be poured off into empty cans or ones with less paint. Some paint stores may carry products specifically designed to harden waste paint. Ask stores for details. After the paint is hard, put it out for garbage collection with the lid off.

### **HOUSEHOLD BATTERIES**

#### **Throw away in the garbage:**

- Non-Rechargeable - Alkaline
- Non-Rechargeable - Carbon Zinc
- Rechargeable - Alkaline
- EXAMPLES: AAA, AA, C, D, 9 Volt,
- Long Life C and D Cells, etc.
- Used for toys, radios, appliances,
- Flashlights, etc.

**Take to a drop-off site of Dutchess County Household Chemical Clean -up Day:** Household Hazardous Waste Disposal Day events are open to all Dutchess County residents for a \$5 registration fee. Events begin at 7:30am. The events are partially funded by the New York State Department of Environmental Conservation. Call the DCRRA at (845) 463-6020 or visit <http://www.dcrra.org/> to pre-register and schedule a mandatory appointment.

- Rechargeable - Nickel Cadmium",\*
- Sealed Lead Acid, Nickel Hydride, Lithium
- EXAMPLES: AAA, AA, C, D, 9 Volt Battery Packs
- \*Used for power tools, cellular phones, video cameras, portable computers, etc.
- Button Cell - Silver Oxide, Mercuric Oxide, Lithium, Zinc Air

Rechargeable Batteries: Most consumer products using these batteries have been designed to allow easy battery removal for proper disposal and recycling. If the battery cannot be removed, the entire product may be brought to a local drop-off site of County Household Chemical Clean-Up Day.

In 1992, an international standard was implemented requiring manufacturers to produce the commonly used non-

# VILLAGE OF RHINEBECK SOLID WASTE

## PROGRAM

UPDATED 03-26-2008

rechargeable alkaline and carbon zinc batteries with a significantly lower mercury content. Now, according to the NYS Dept. Of Environmental Conservation, most household batteries can be disposed of safely in the trash.

### **How to Dispose of Motor Oil, Oil Filters, Vehicle Batteries:**

#### MOTOR OIL:\*

Take used motor oil to a service station or to a retail outlet that sells motor oil. State law requires most service stations and retailers to accept, free of charge, up to five (5) gallons of motor oil per person per day.

Drain oil into a clean unbreakable plastic container with a tight-fitting lid. Do not mix oil with any other fluid, such as antifreeze, brake fluid or gasoline. Be certain that the container you use is thoroughly rinsed so that nothing will contaminate the motor oil.

#### OIL FILTERS:

Drain oil from filter. This should be done in an area where the temperature is higher than 60 degrees F. Oil drains more easily and thoroughly at warmer temperatures. Drained filters should then be wrapped in newspaper and disposed of in the garbage.

#### VEHICLE BATTERIES:\*

Take vehicle batteries to a retailer that sells them. State law requires such retailers to accept, free of charge up to (2) vehicle batteries per person per month.

Any questions please call  
George Wyant, Street Foreman 876-4284  
Thank you for your cooperation with these guidelines.

***VILLAGE OF RHINEBECK***